

Using the Keyword Search

The keyword search function simply checks all the CVs for the words typed in the query box.

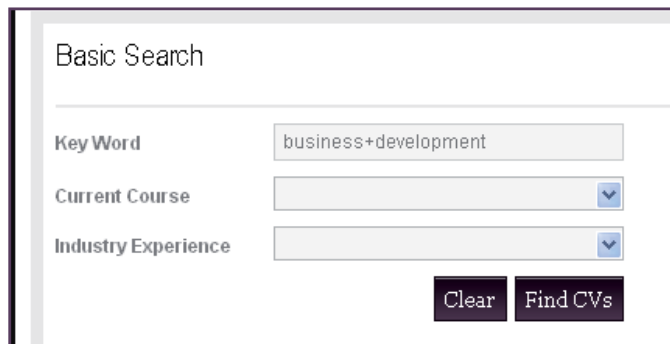
For example, typing 'business,' will return all CVs including this word at any point in the content of the page.

Specific Word Combinations

If you want to search for a specific combination of terms, you should include the '+' symbol in your query. For example:

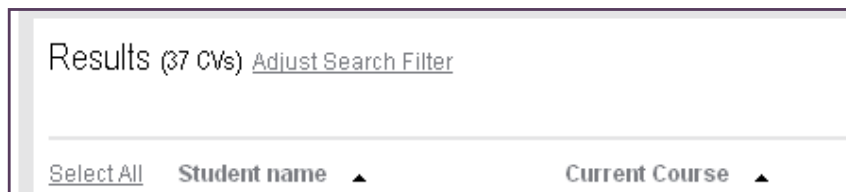
To find all CVs with the precise phrase 'business development - type in:

business+development



The screenshot shows a search interface titled "Basic Search". It features three input fields: "Key Word" containing "business+development", "Current Course" with a dropdown arrow, and "Industry Experience" with a dropdown arrow. Below the fields are two buttons: "Clear" and "Find CVs".

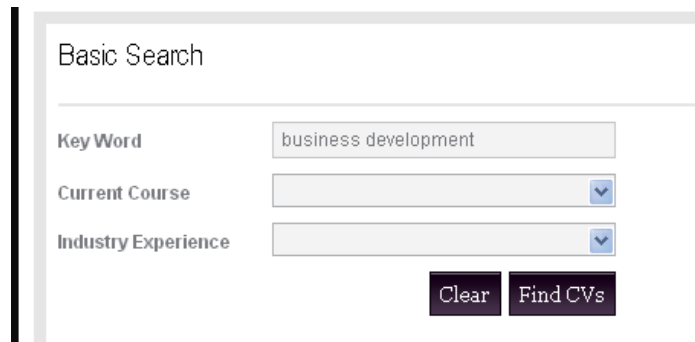
The returned results include all CVs with that specific phrase - business AND development. You can use '+' to add as many words as you like to your query, for example business+development+manager, to narrow your results further.



The screenshot shows the top of a search results page. It displays "Results (37 CVs)" with a link to "Adjust Search Filter". Below this, there are sorting options: "Select All", "Student name" with an upward arrow, and "Current Course" with an upward arrow.

If a search is performed for

business development:



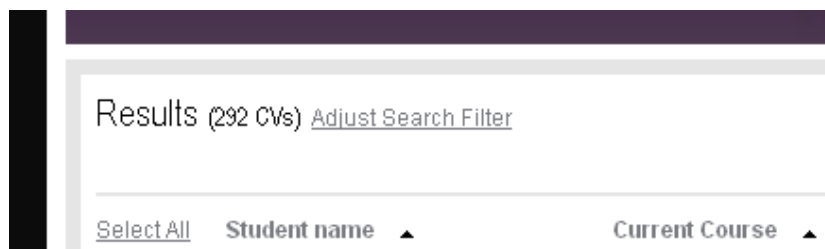
Basic Search

Key Word

Current Course

Industry Experience

The search will return many more results of CVs which include either the words business OR development.



Results (292 CVs) [Adjust Search Filter](#)

Select All	Student name ▲	Current Course ▲
----------------------------	----------------	------------------

So be sure to remember if you are looking for a specific combination of words to link them using the '+' symbol.